











ENROLLED CHILDREN RECEIVED HEALTH SERVICES

Head Start, Early Head Start and ECEAP's commitment to wellness embraces a comprehensive vision of health for children and families. Staff work with families so all child health and developmental concerns are identified, children and families are connected to an ongoing source of continuous, accessible care to meet their basic health needs—during the 2020-2021 program year more than 80% of families were connected to accessible continuous medical care. Note: data below is a reflection of the impacts of COVID-19 and program closure.

		
Who Received Well Child Exams	Who Received Dental Exams	Up to Date on Immunizations
88% HS/ECEAP	54% HS/ECEAP	91% HS/ECEAP
31% EHS	35% EHS	74% EHS
35% CCP	32% CCP	84% CCP

FAMILY ENGAGEMENT ACTIVITIES

Families are offered many opportunities to be engaged in our program. Family engagement opportunities include:


-  Participating in Family Gatherings. Family Gatherings are parent meetings at each of our program sites throughout the year.
-  Participating in Socialization or Play and Learn Groups. These groups are offered to Early Head Start families monthly.
-  Becoming a Policy Council Representative. In the fall, families elect representatives from each site and home visitor caseload to serve on the Council to help make decisions about the program.
-  Attending Health Advisory Committee meetings. Families and community members come together to learn and make decisions about health services in the program.
-  Volunteering in the classroom by helping the teaching staff in the classroom.
-  Volunteering at home. For families who are not able to volunteer in the classroom, there are projects that can be done at home to support the classroom.
-  Reading with their child at least 20 minutes per day.
- Attending a parent class or workshop during the year. Interpretive services are available.

2020-2021 Annual Report



Mission Statement

THROUGH CARING RELATIONSHIPS WITH FAMILIES, RESPECT FOR DIVERSITY AND COMMUNITY PARTNERSHIPS, WE NURTURE SCHOOL READINESS BY PROMOTING SUPPORTIVE LEARNING ENVIRONMENTS, COMPREHENSIVE HEALTH AND WELL-BEING AND THE EMPOWERMENT OF CHILDREN AND FAMILIES.

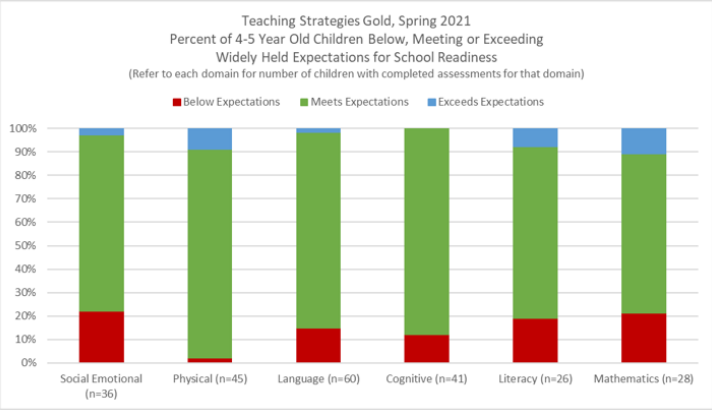


105 National Avenue North, Bremerton WA 98312

360.478.6889 800.201.1300 www.oesd114.org

SCHOOL READINESS PRIORITY

Preparing children and families for school is an ongoing goal of our early learning practices. Our school readiness goals are informed by Head Start Child Development and Early Learning Framework, Washington State’s Early Learning Guidelines, the AEPS and Teaching Strategies Gold’s widely held expectations for children’s development and learning. The table below shows the level of school readiness for 4-5 year old children transitioning to kindergarten by developmental domain. Note, COVID-19 impacted data gathering throughout the year.



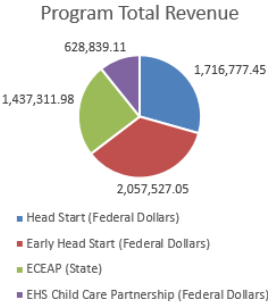
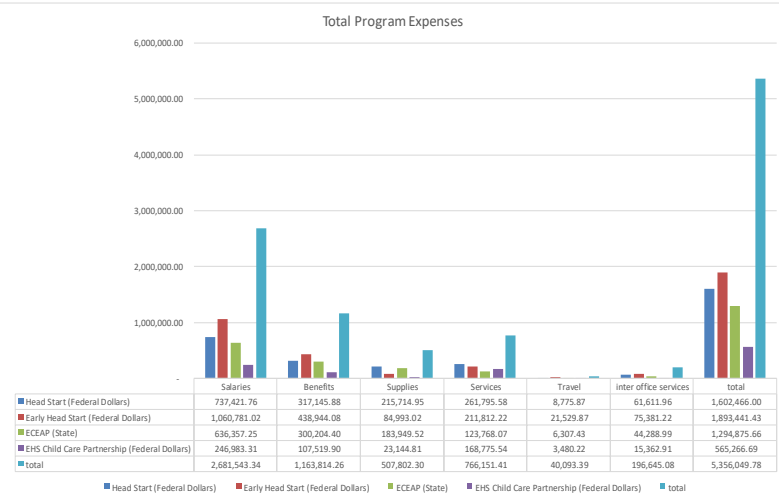
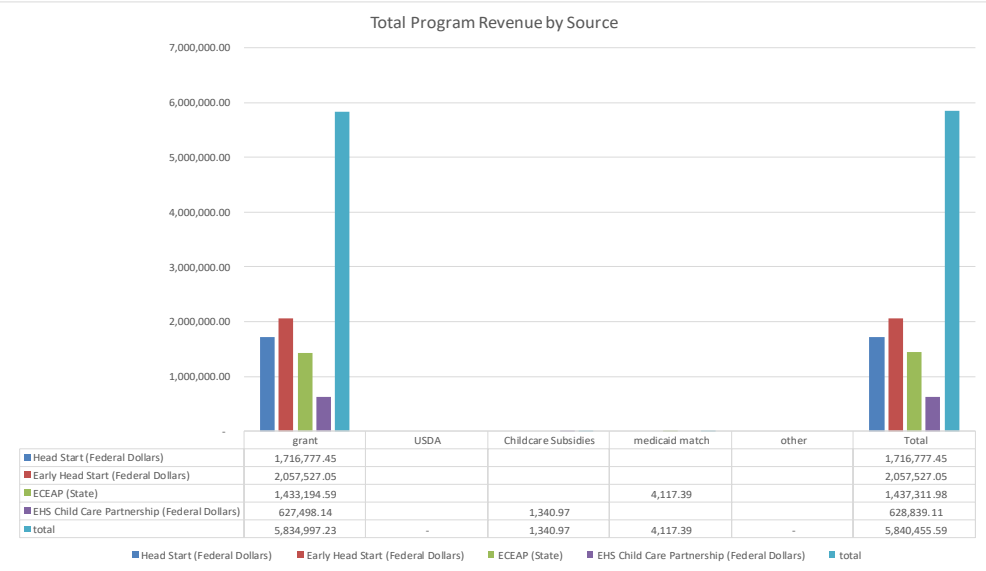
ELIGIBILITY AND ENROLLMENT



OESD 114 is funded for 123 Head Start slots, 164 Early Head Start slots, 188 ECEAP slots and 40 Early Head Start Child Care Partnership Program slots. Our total number served will reflect more than this, representing the children that move throughout the year and new children that are enrolled to maintain our 100% enrollment. We maintain a waiting list of eligible children as we do not have enough funded positions to serve all the children that qualify for services. During the 2020-2021 School Year, we served 547 Head Start, Early Head Start, ECEAP children and Early Head Start Child Care Partnerships. Of these children, 171 (31%) lived in single-parent households and 46 (8%) were in foster care. Among enrolled families, an estimated 47 children (9%) experienced homelessness, and 124 (23%) were Dual Language Learners. 18% were identified as having a disability and an Individual Family Service Plan or an Individualized Education Plan. 29% of children were from families with income higher than 100% of the federal poverty level.

HEAD START ANNUAL REPORT BUDGET INFORMATION

Total Program Revenue/Expenses



Please note that access to the Olympic Educational Service District 114 annual audit report can be found at the following: <https://www.sao.wa.gov/reports-data/audit-reports/>