

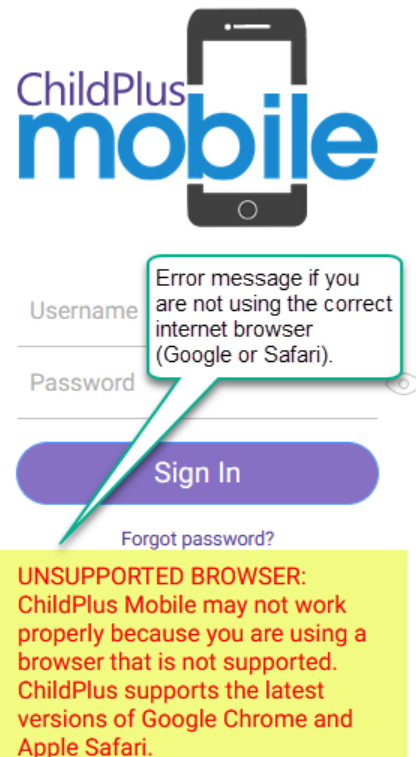
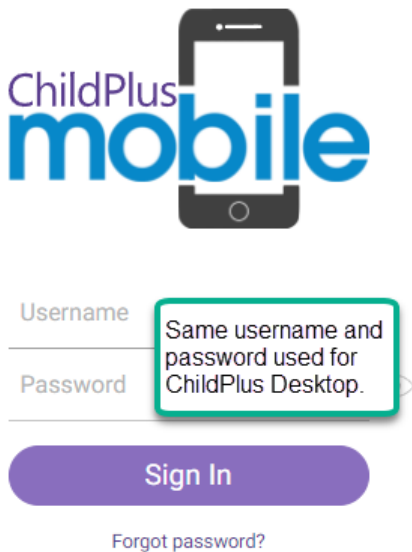
How to Access ChildPlus Mobile

General Information

- CPMobile is the web-based version of ChildPlus and is available on any mobile device or computer that connects to the internet.
- Use Google Chrome or Safari as your internet browser.
- Use the same ChildPlus log in for both CPMobile and CPDesktop.
- Bookmark/Add to Favorites to set up easy access to the log in page.

Log In Steps

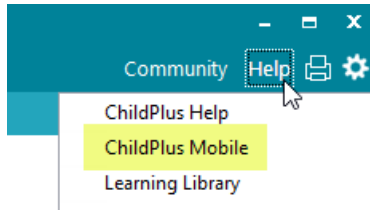
1. Open Google Chrome or Safari internet browser.
2. Follow this link or copy and paste the web address for CPMobile:
<https://app.childplus.com/OlympicESD114/login>
3. Enter User Name and Password (same one used for CPDesktop).



Other Ways to Access CPMobile

If you are working in CPDesktop AND your default internet browser is Google Chrome or Safari, you can:

- Select ChildPlus Mobile from the Help Menu.
- Click Access ChildPlus Mobile from the ChildPlus Desktop log in screen.



ChildPlus
Professional Head Start Management Software

ksandeno
Password

Sign In

[I forgot my password](#)

[Access ChildPlus Mobile](#)

Learning Library Links

Below are some links to CPMobile Learning Library videos that may be of interest:

- Navigation <https://library.childplus.com/watch/173>
- Education <https://library.childplus.com/series/30>
- Family Services <https://library.childplus.com/series/31>
- Health <https://library.childplus.com/series/32>
- Reports <https://library.childplus.com/series/34>