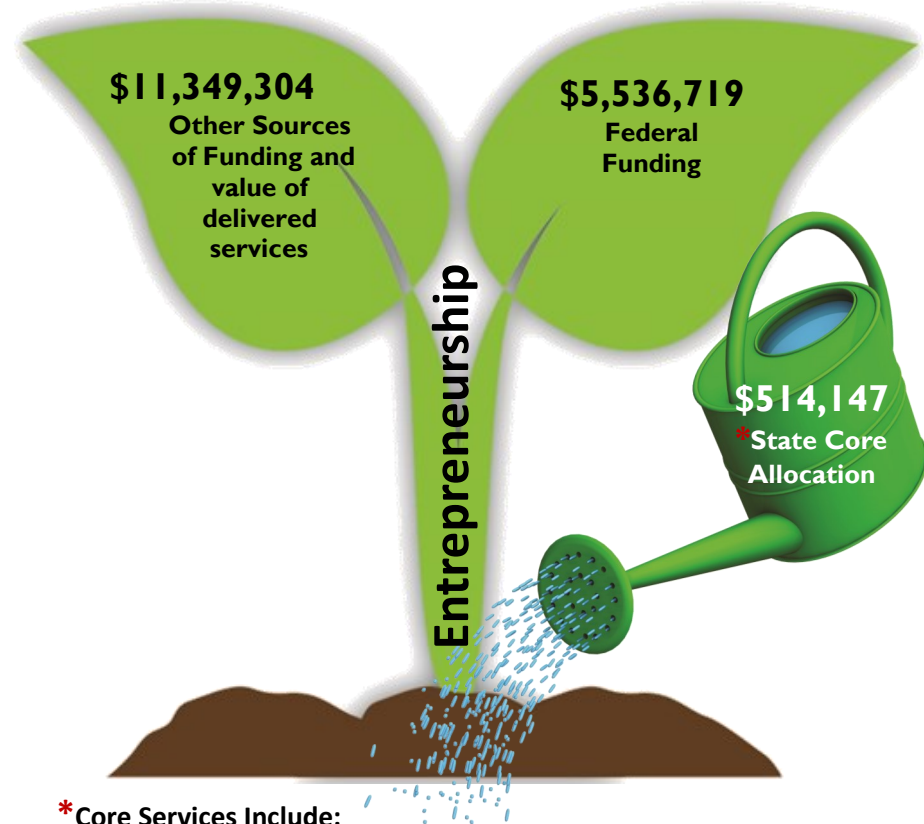


How does the ESD funding work?

- **The State Core Allocation** (apportionment) of \$514,147.62 was leveraged to provide an estimated **\$17.4M** of efficient and effective services funded through a variety of sources and provided \$2.0M in Core Services (defined as fiscal and administrative accountability services required by statute).
- **Federal funding** totaled an estimated \$5.5M which includes Head Start, Early Head Start and ECEAP programs.
- **Other sources of funding** totaled an estimated \$11.3M in 2015-16 which provided a series of services created and delivered through cooperatives, contracts, fees and grants.

Services were provided to 21 school districts totaling more than 65,000 students in six counties. Also served: private and tribal schools, ports and fire districts.

More than 50% of the school districts served by OESD 114 have fewer than 2,500 FTE students and rely heavily on the expertise and assistance we provide.

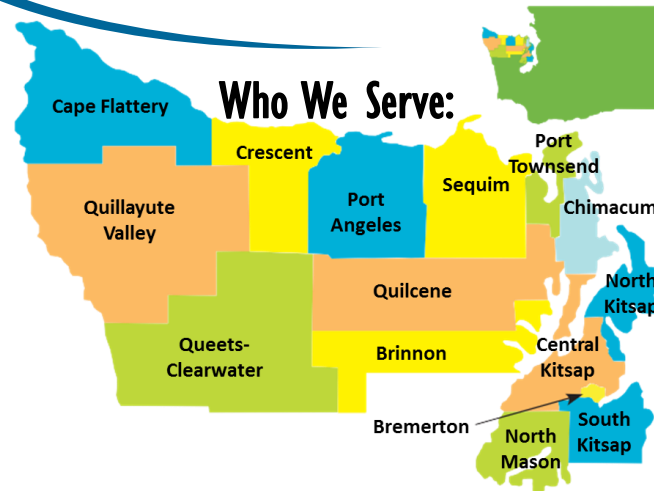


*Core Services Include:

- Oversight of school district budgets
- Enrollment, personnel and fiscal data collection and reporting
- Bond and levy certification
- School boundary reviews
- Management of cooperatives
- Staff development and learning resources
- Curriculum adoption support
- Education of youth in detention

Our Mission:

We provide services that support districts in delivering high quality education that leads to equitable opportunities for all students to learn and succeed.



Who We Serve:

Annually Serving 21 Districts and Over 65,000 Students

Board of Directors

Carl Johnson • Katie Proteau
Donn Ring • Elizabeth Drew
Shirley Johnson • Conrad Green • Cliff Huenergard

Superintendent

Greg Lynch
360•478•6880

Assistant Superintendent of Finance
Monica Hunsaker
360•478•6894

Assistant Superintendent of Teaching and Learning
Susan Lathrop
360•478•6884

Olympic Educational Service District 114

105 National Avenue N.
Bremerton, WA 98312

360-479-0993 • Fax 360-478-6869

In support of student Growth

WWW.OESD114.ORG

AUGUST 2016

Accountability Report

of
Highlights & Accomplishments

2015-2016




Supporting Student Growth

*on the
Olympic and Kitsap
Peninsulas and beyond*

Olympic Educational Service District 114

www.OESD114.org





2015-2016 Program Highlights

Teaching & Learning: by the numbers...

Teacher Principal Evaluation Program (TPEP)

# of Educators Served	1000+
# of Professional Development Hours Provided	360

Sample of offerings: CEL 5D+ Framework, Danielson Framework, AWSP Leadership Framework, Coherence Workshop

Teaching & Learning

# of Educators Served	1000+
# of Professional Development Hours Provided	360

Sample of offerings: WaKIDS, Full Day Kindergarten, FOSS Science Kits, Math, Science, English Language Arts (ELA), Academic Vocabulary, curriculum adoption support

Science, Technology, Engineering and Math (STEM)

# of Educators Served	330
# of Professional Development Hours Provided	147

Sample of offerings: West Sound STEM Network, STEM Cafes, Sensor Engineering. Over \$1,150,000 in grant money awarded to OESD 114 to support STEM education for teachers, central office, and students.

School Nurse Corps Services

# of Students Served	48,000
# of Districts Served	16

Sample of involvement: Class II districts participate in cost-sharing services, OSPI liaison for technical assistance to districts and agencies

Early Learning Programs

# of Children Served	536+
# of Family Members Served	228

Sample of offerings: Head Start, Early Head Start, ECEAP & Olympic-Kitsap Peninsulas Early Learning Coalition, awarded \$5,855,014 in Federal, state, and private grants to support early learning programs

Clock Hours and Certification

# of Teacher Certification Permits Issued	139
# of Teachers Seeking Assistance	844
# of Hours of Classes (Registered Clock Hours)	130,631
# of Teacher Claimed Clock hours	12,192

Sample of offerings: assist educators with certification services, issue permits, clock hour support for districts

Special Education Services

# of Students Served	906
# of Districts Served	15+

Sample of offerings: provide technical assistance, professional development and support to district special education programs and staff, provide specialized services to meet individual student needs (physical therapy, occupational therapy, speech)

Student Services Programs

# of Students Served	1440
# of School/Community Members Served	1204

Services Provided: Substance Abuse and Mental Health Prevention and Early Intervention, After School Community Learning Centers, Workforce Development, and Professional Learning Opportunities (i.e. suicide signs and symptoms, trauma informed schools and resiliency, crisis counseling support, school safety, detention center)

Financial, Technology, School Safety & Other Support Services



Human Resources

Path-to-Certification Open Houses	2
Attendees	120
College/University Representatives	10

Developed partnerships with colleges/universities to provide discounted tuition and scholarship opportunities for those wanting to become a teacher or continue their education.

Western Regional Information Services Center (WRISC)

Support Requests	4312
Trainings Provided	155
Training Participants	1159
Open Labs Offered	56

Provided districts access to professional development and technical assistance to implement standards-based grading and progress reports

Workers' Compensation

Self-Insurance Services for on-the-job injuries—districts served	15
--	----

Development of programs to reduce claims including return-to-work and pre-employment physical capacity exams designed to continue the existing high rate of closure of claims and the rapidity of injured workers returning to work

Science Kit Center

School Districts Served (includes 1 private school)	12
Kits loaned	1167

Districts and School were served at a low cost with value of basic kits exceeding \$700,000. Kits were loaned on an 8-10 week rotation as a resource to enhance student learning

Instructional Materials Cooperative

School Districts Served	13	Private Schools Served	2
Learn360 online titles offered	22,459	Schools competed in Knowledge Bowl	14
Teams competed in Knowledge Bowl	42	Elementary Young Writers Conferences	2
Elementary Young Writers Conference Participants	443	High School Regional Art Show Participants	45
Art Pieces advanced to Regional level	48	Art Pieces advanced to State level	7

Financial Services

Districts provided Financial Consulting	16	Districts provided Full Business Manager Services	2
Districts provided Grant Claiming	1	Districts provided Payroll and Personnel Services	1
Districts provided review of: Budgets and Budget Extensions, Revenue Forecasts and Closing Financial Statements	15	Districts provided monthly Business Manager Meetings	17

Financial Consulting includes revenue forecasting, accounting, state and federal financial reporting. Assistance in all facets of school finance for new and experienced business managers

Network Services

Tech Services for School Districts	11
Tech Services for Other Agencies (Fire Dept. & Port Districts)	5

Network Services is the first level data and video liaison for maintenance and service upgrades between districts in its service region and the state K-20 network. Network Services sponsors regular forums and training sessions featuring new technologies, products, and techniques for district/department IT technology support professionals



School Safety & Security

The School Safety & Security Cooperative, in its second year of operation, strives to provide a consistent level of comprehensive safety and security services for students, staff, parents and community members.

- 10 school districts joined the cooperative
- 5 region-wide professional development events were offered

Event topics included: High Quality Emergency Operations Planning for Schools, Planning for Catastrophic Events, Resilience Strategies for Educators: Techniques for Self Care and Peer Support, Harassment Intimidation and Bullying Compliance Officer Training, and Threat Assessment