











ENROLLED CHILDREN RECEIVED HEALTH SERVICES

Head Start, Early Head Start and ECEAP's commitment to wellness embraces a comprehensive vision of health for children and families. Staff work with families so all child health and developmental concerns are identified, children and families are connected to an ongoing source of continuous, accessible care to meet their basic health needs.

		
Who Recived Well Child Exams	Who Received Dental Exams	Up to Date on Immunizations
82% HS/ECEAP	86% HS/ECEAP	96% HS/ECEAP
79% EHS	54% EHS	77% EHS
86% CCP	77% CCP	90% CCP

PARENT ENGAGEMENT ACTIVITIES

Parents are offered the opportunity to be engaged in our program from the very first time they meet with staff. Parent engagement opportunities include:


-  Participate in Family Gatherings. Family Gatherings are parent meetings at each of our program sites throughout the year.
-  Become a Policy Council Representative. In the fall, parents elect representatives from each site to serve on the Council to help make decision about the program.
-  Attend Health Advisory Committee meetings.
-  Volunteer in the classroom by helping the teaching staff, sharing their family culture, sharing meals and/or assisting with projects in the classroom.
-  Volunteer at Home. For parents who are not able to volunteer in the classroom, there are projects that can be done at home and brought back to the classroom upon completion.
-  Reading to their child at least 20 minutes per day.
-  Parents are invited to attend a number of parenting classes and workshops during the year. We provide interpreters for families with English as their second language. **These opportunities include:** Motherread/Fatheread, Community Parenting Classes, Focused training on Behavior, Development and Family Wellness, Ready for Kindergarten, Blockfest , STEM Café's and More!

2017-2018 Annual Report



Mission Statement

THROUGH CARING RELATIONSHIPS WITH FAMILIES, RESPECT FOR DIVERSITY AND COMMUNITY PARTNERSHIPS, WE NURTURE SCHOOL READINESS BY PROMOTING SUPPORTIVE LEARNING ENVIRONMENTS, COMPREHENSIVE HEALTH AND WELL-BEING AND THE EMPOWERMENT OF CHILDREN AND FAMILIES



105 National Avenue North, Bremerton WA 98312

360.478.6889 800.201.1300 www.oesd114.org

SCHOOL READINESS PRIORITY

Preparing children and families for school is an ongoing goal of our early learning practices. Our school readiness goals are informed by Head Start Child Development and Early Learning Framework, Washington State’s Early Learning Guidelines, the AEPS and Teaching Strategies Gold’s widely held expectations for children’s development and learning. The table below shows the level of school readiness for 4-5 year old children transitioning to kindergarten by developmental domain.

TS Gold, Spring 2018

% of 4-5 Year Old Children (n=164)	Below School Readiness Expectations	% of Children at Three Levels of School Readiness		
		Meets Pre-K Expectations	Meets Kindergarten Expectations	Exceeds Kindergarten Expectations
Social Emotional	5%	38%	57%	0%
Physical	1%	23%	69%	7%
Language	3%	49%	48%	1%
Cognitive	7%	62%	31%	0%
Literacy	2%	53%	45%	0%
Mathematics	8%	59%	34%	0%

ELIGIBILITY AND ENROLLMENT

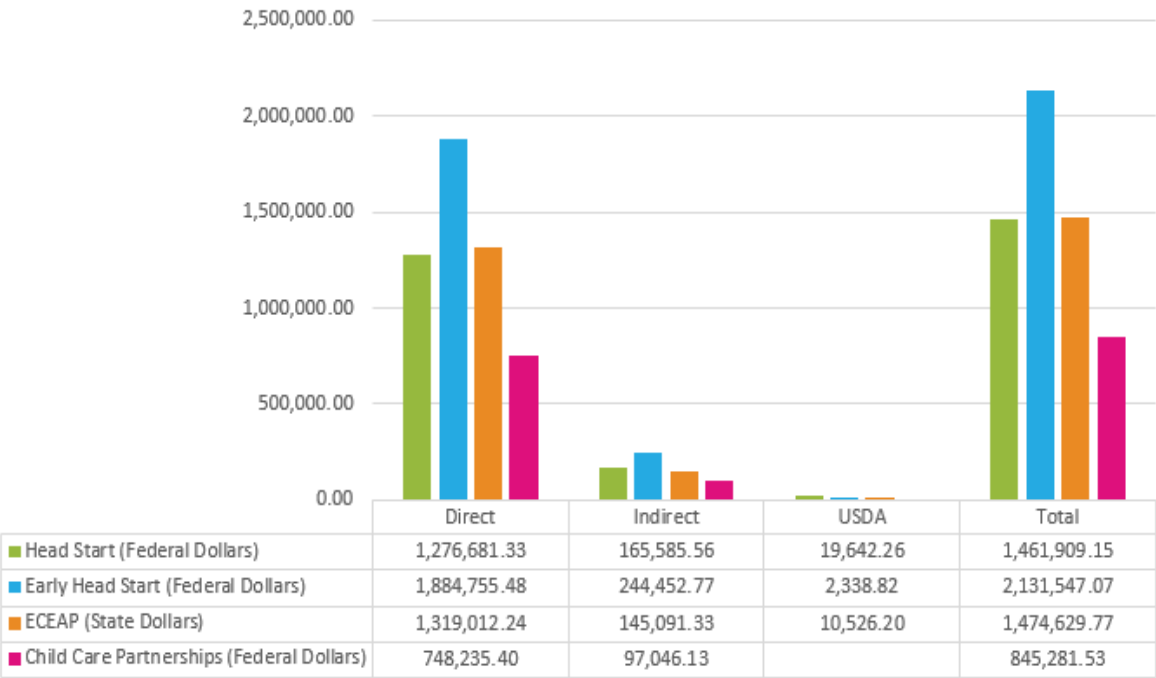


OESD 114 is funded for 134 Head Start positions, 157 Early Head Start positions , 188 ECEAP positions and 44 Early Head Start Child Care Partnership Program positions. Our total number served will reflect more than this, representing the children that move throughout the year and new children that are enrolled to maintain our 100% enrollment. We maintain a waiting list of eligible children as we do not have enough funded positions to serve all the children that qualify for services. During the 2016-2017 School Year, we served 754 Head Start, Early Head Start, ECEAP children and Early Head Start Child Care Partnerships. 3% qualified for the program because they lived in household receiving public assistance or supplemental security disability. 18% were identified as having a disability and an Individual Family Service Plan or an Individualized Education Plan 14% qualified as homeless children. 7% qualified for the program as foster children 6% of children were from families with income higher than 100% of the federal poverty level.

HEAD START ANNUAL REPORT BUDGET INFORMATION

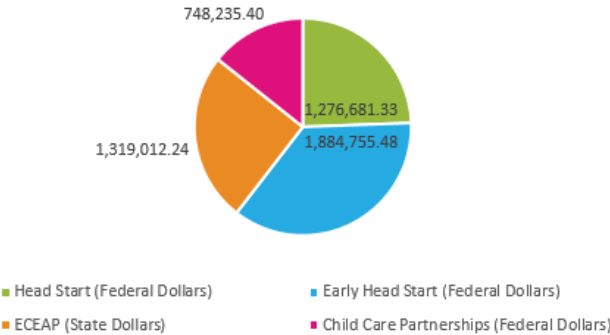
Total Program Expenses

Total Program Revenue



	Budgeted %	Actual %
Salaries	45.99	47.07
Benefits	19.73	19.54
Supplies	2.02	3.25
Services	26.79	23.98
Travel	1.83	2.20
Equipment	0.00%	0.00%
inter office services	3.63	3.96
total	100.00%	100.00%

Total Program Revenue



Please note that access to the Olympic Educational Service District 114 annual audit report can be found at the following: <https://www.sao.wa.gov/reports-data/audit-reports/>