








ENROLLED CHILDREN RECEIVED HEALTH SERVICES

Head Start, Early Head Start and ECEAP's commitment to wellness embraces a comprehensive vision of health for children and families. Staff work with families so all child health and developmental concerns are identified, children and families are connected to an ongoing source of continuous, accessible care to meet their basic health needs.




PARENT ENGAGEMENT ACTIVITIES

Parents are offered the opportunity to be engaged in our program from the very first meeting after enrollment using the "Invitation to Be Involved" form. Parent engagement opportunities include:

-  Participate in Family Gatherings. Family Gatherings are parent meetings at each of our program sites throughout the year. Each Family Gathering has an educational focus such as literacy, nutrition etc.
-  Become a Policy Council Representative. In the fall, parents elect representatives from each site to serve on the Council to help make decision about the program.
-  Attend Health Advisory Committee meetings.
-  Volunteer in the classroom by helping the teaching staff, sharing their family culture, sharing meals and/or assisting with projects in the classroom.
-  Volunteer at Home. For parents who are not able to volunteer in the classroom, there are projects that can be done at home and brought back to the classroom upon completion.
-  Reading to their child at least 20 minutes per day.

Parents are invited to attend a number of parenting classes and workshops during the year. We provide interpreters for families with English as their second language.

-  **These opportunities include:** Motherread/Fatheread, Community Parenting Classes, Focused training on Behavior, Development and Family Wellness, Page Ahead Literacy, Ready for Kindergarten, Blockfest and More!




2014-2015 Head Start Annual Report

Building Stronger Communities by Investing in our Children and Families



Mission Statement

Through caring partnerships with families and strong community linkages, Head Start/ECEAP/Early Head Start creates opportunities to support individual growth, self-sufficiency and family health and wholeness.



105 National Avenue North, Bremerton WA 98312

360.478.6889 800.201.1300 oesd.wednet.edu



Head Start/Early Head Start/
ECEAP

SCHOOL READINESS PRIORITY

Preparing children and families for school is an ongoing goal of our early learning practices. Our school readiness goals outline program priorities in the area of early childhood development and were developed based on context provided from the Head Start Child Development and Early Learning Framework, Washington State’s Early Learning Guidelines, Teaching Strategies Gold Objectives for Development and Learning, the AEPS, input from our Community Partners, Parents on Policy Council, Part B and Part C Providers, and local elementary school Kindergarten expectations. OESD 114 School Readiness Goals set forth measurable outcomes for children in 6 areas of development and learning and are directly related to our ongoing assessment system, Teaching Strategies Gold. As the following chart indicates, we met or exceeded our program School Readiness Goals.

| School Readiness Goals | Targeted Benchmark | 2013-2014 OESD 114 Program Average | 2014 – 2015 Program Averages |
|------------------------------|--------------------|------------------------------------|------------------------------|
| Social Emotional Development | 5.8 | 6.3 | 6.4 |
| Physical Development | 6.5 | 7.1 | 7.2 |
| Language | 6.2 | 6.6 | 6.6 |
| Cognitive Development | 5.5 | 5.8 | 5.8 |
| Literacy | 4.5 | 5.1 | 5.1 |
| Mathematics | 5.0 | 5.8 | 5.9 |

ELIGIBILITY AND ENROLLMENT



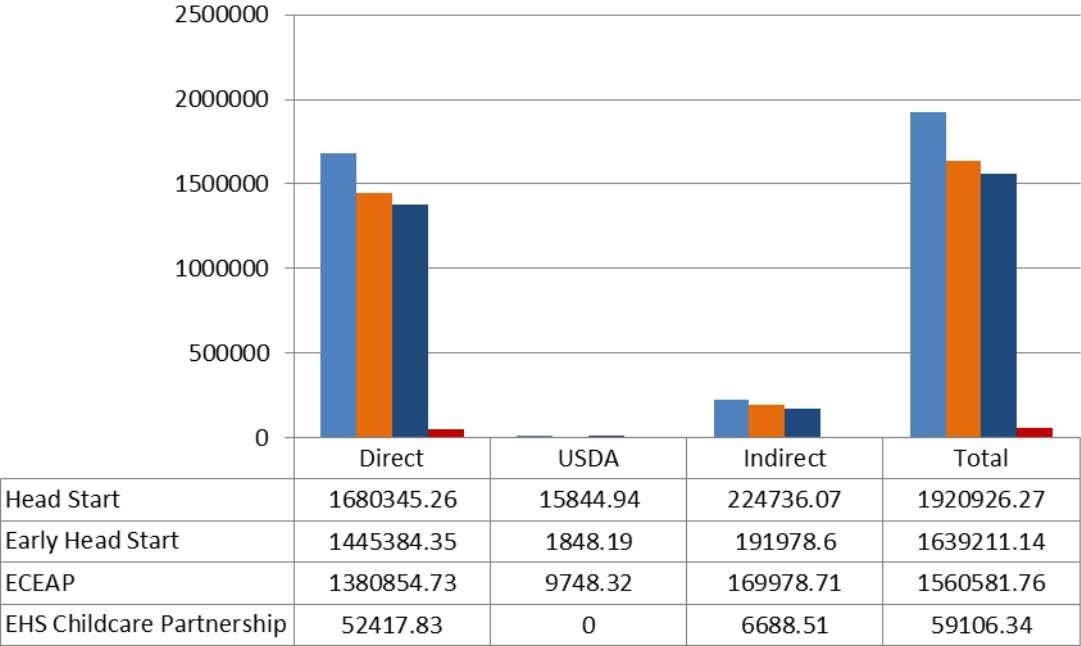
OESD 114 is funded for 179 Head Start positions, 134 Early Head Start positions and 212 ECEAP positions. Our total number served will reflect more than this, representing the children that move throughout the year and new children that are enrolled to maintain our 100% enrollment. We maintain a waiting list of eligible children as we do not have enough funded positions to serve all the children that qualify for services.

During the 2014-2015 School Year, we served 767 Head Start, Early Head Start and ECEAP children. 26.99% qualified for the program because they lived in household receiving public assistance or supplemental security disability.

18.64% were identified as having a disability and an Individual Family Service Plan or an Individualized Education Plan 9.64% qualified as homeless children. 6.0% qualified for the program as foster children. 60.% of children were from families with income higher than 100% of the federal poverty level .

HEAD START ANNUAL REPORT BUDGET INFORMATION

Total Program Expenses



| | Budgeted % | Actual Expenses % |
|-----------------------|------------|-------------------|
| Salaries | 40.90% | 45.64% |
| Benefits | 17.34% | 18.50% |
| Supplies | 7.03% | 9.95% |
| Services | 28.09% | 18.96% |
| Travel | 3.10% | 2.98% |
| Equipment | 0.52% | 0.58% |
| Inter office services | 3.02% | 3.39% |
| Total | 100.00% | 100.00% |

